

In this issue

Making sense of taxonomies in health informatics

Simon de Lusignan

Editor in Chief, Informatics in Primary Care
University of Surrey, Guildford, UK

TANGLED TAXONOMIES IN HEALTH INFORMATICS

This issue of the journal starts with a leading article about the tangled taxonomies within our discipline.¹ *In this issue* explores this further, looking at how a clear taxonomy for our discipline might improve our understanding of what is and, perhaps more importantly, is not part of health informatics.

Taxonomies, the classification or grouping of things, are well developed for living things. Many of the groupings of plants and animals take a phylogenetic perspective, namely they make the assumption that there was evolution from a common ancestry. Darwin was one of the first known to have sketched out a 'Tree of life' to illustrate this common ancestry of many life forms.² We should, as an informatics community, better define the components of what makes up our discipline, as this would help us define and explain what we do. Creating such a taxonomy should not necessarily constrain us. Darwin recognised that some branches of the tree of life might die and fall away:

From the first growth of the tree, many a limb and branch has decayed and dropped off; and these fallen branches of various sizes may represent those whole orders, families, and genera, which now have no living representatives, and which are known to us only in a fossil state.

I will not speculate which areas of health informatics are likely to become extinct, and only be known to future informaticians through their fossilised remains. However, some of the failed major implementations in informatics, many of which are described in the pages of this journal,³ might be usefully conceptualised in this way.

MULTIDIMENSIONAL TAXONOMIES

The leading article describing the tangled taxonomies in health informatics lists some of the taxonomies that have been applied to health informatics.¹ Several of these look to define the scope of the discipline using existing or new classifications; medical subject headings (MeSHs) is one of these.⁴⁻⁶ By way of contrast, Stammers and Thompson suggested there might be (1) technology, (2) role and (3) concept-orientated definitions of Health Informatics.⁷ It is possible to draw these together in a two-dimensional or as a biaxial taxonomy (Figure 1). However, I have extended Stammers and Thompson's classification by making it a general taxonomy and by extending concept to include theory.

More dimensions could be added to this definition: adding layers for multidisciplinary and interdisciplinary working, the granularity of the data being studied, its degree of patient focus and academic underpinning (Figure 2).

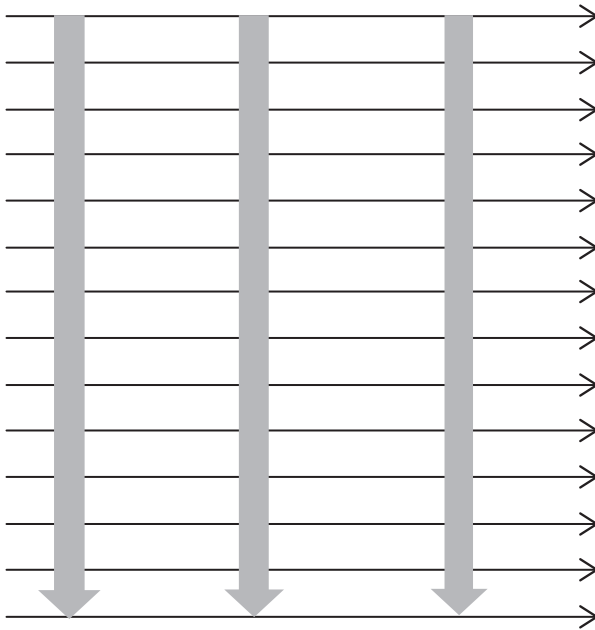
Dimension 2: Taxonomy to capture the scope of health and health informatics MeSH categories	Dimension 1: Types of health informatics approaches Stagers & Thompson Technology – Role – Concept/theory
Analytical, diagnostic and therapeutic techniques and equipment Anatomy Anthropology, education, sociology and social phenomena Check tags Chemicals and drugs Disciplines and occupations Diseases Geographical locations Health care Humanities Information science Organisms Persons Pharmacological actions Phenomena and processes Psychiatry and psychology Publication type Subheadings Technology and food and beverages category	

Figure 1 Biaxial taxonomy for health informatics.

The MeSH describes the scope, and Stagers and Thompson's classification invites each category to also be described as predominantly a technology, role or concept.

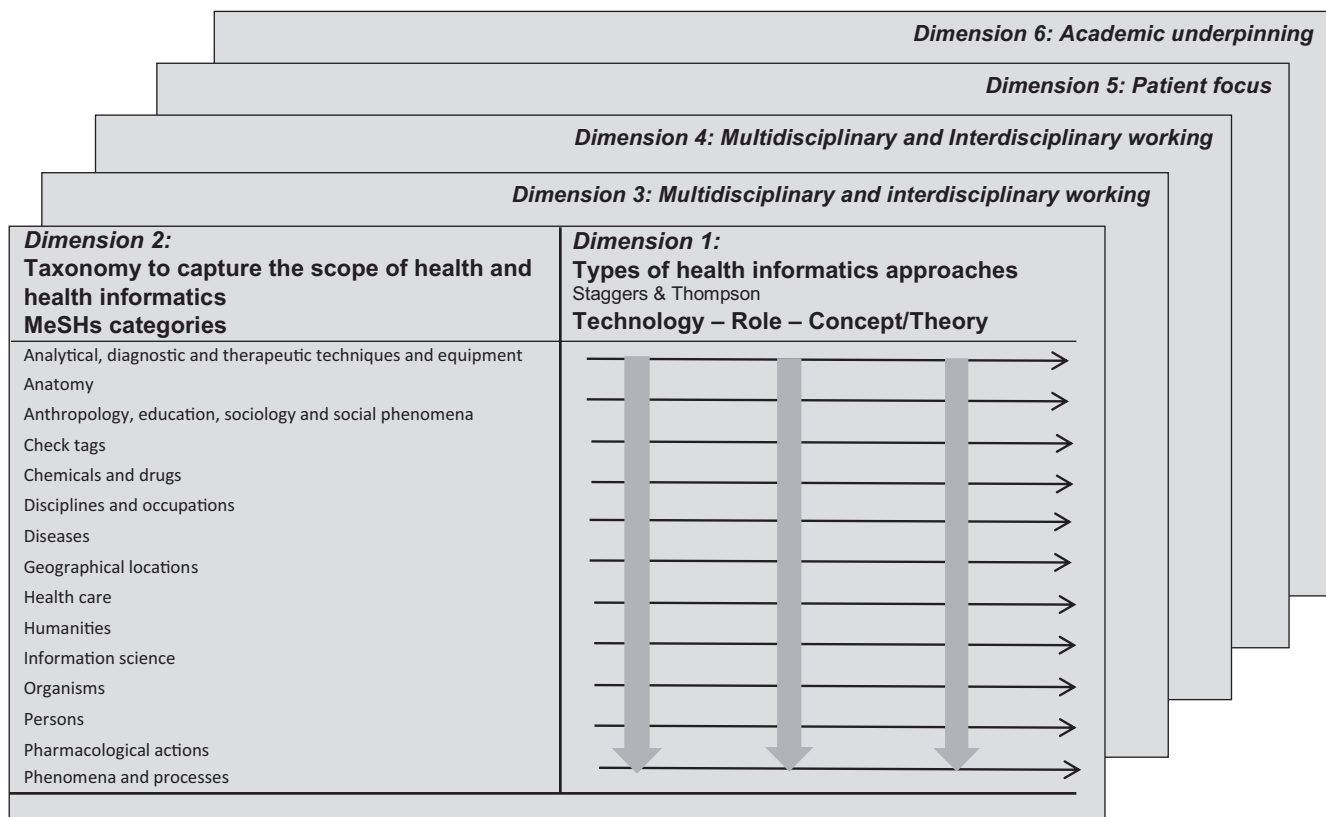


Figure 2 Schema of a multidimensional taxonomy for health informatics.

Adding conceptual layers identified among the tangled taxonomies

DO THE KEY WORDS LISTED BY AUTHORS HELP PLACE THEIR WORK IN THE HEALTH INFORMATICS TAXONOMY

The keywords listed by the authors, or their nearest equivalent MeSHs are listed in Figure 3. They are placed in the row of the MeSH category they belong to. Some MeSH terms belong to more than one category, where this happens the dominant choice was selected. Most, perhaps unsurprisingly belonged to one of the following MeSH categories:

- Information science
- Disciplines and occupations
- Analytical, diagnostic and therapeutic techniques and equipment.

There was minority representation in the following categories:

- Persons
- Diseases
- Psychiatry and psychology.

There was no representation of:

- Anatomy
- Anthropology, education, sociology and social phenomena

- Check tags
- Chemicals and drugs.

Perhaps this tells us something about where our discipline is situated.

Where in the taxonomy does the Editor place these papers

Finally, the Editor would have mapped the themes of the papers to different places in the biaxial taxonomy that the key words chosen by the authors. The core themes of the papers *in this issue* are mapped onto the biaxial taxonomy (Figure 4). The papers sit differently than they did when classified by their key words. However, with the exception of papers also classified in the ‘anthropology, education, sociology and social phenomena’ and ‘pharmacological actions’ categories, the rest of the categories are the same as those identified through the keyword classification. Maybe this provides insight into what are the prevailing themes that might make up a taxonomy for health informatics.

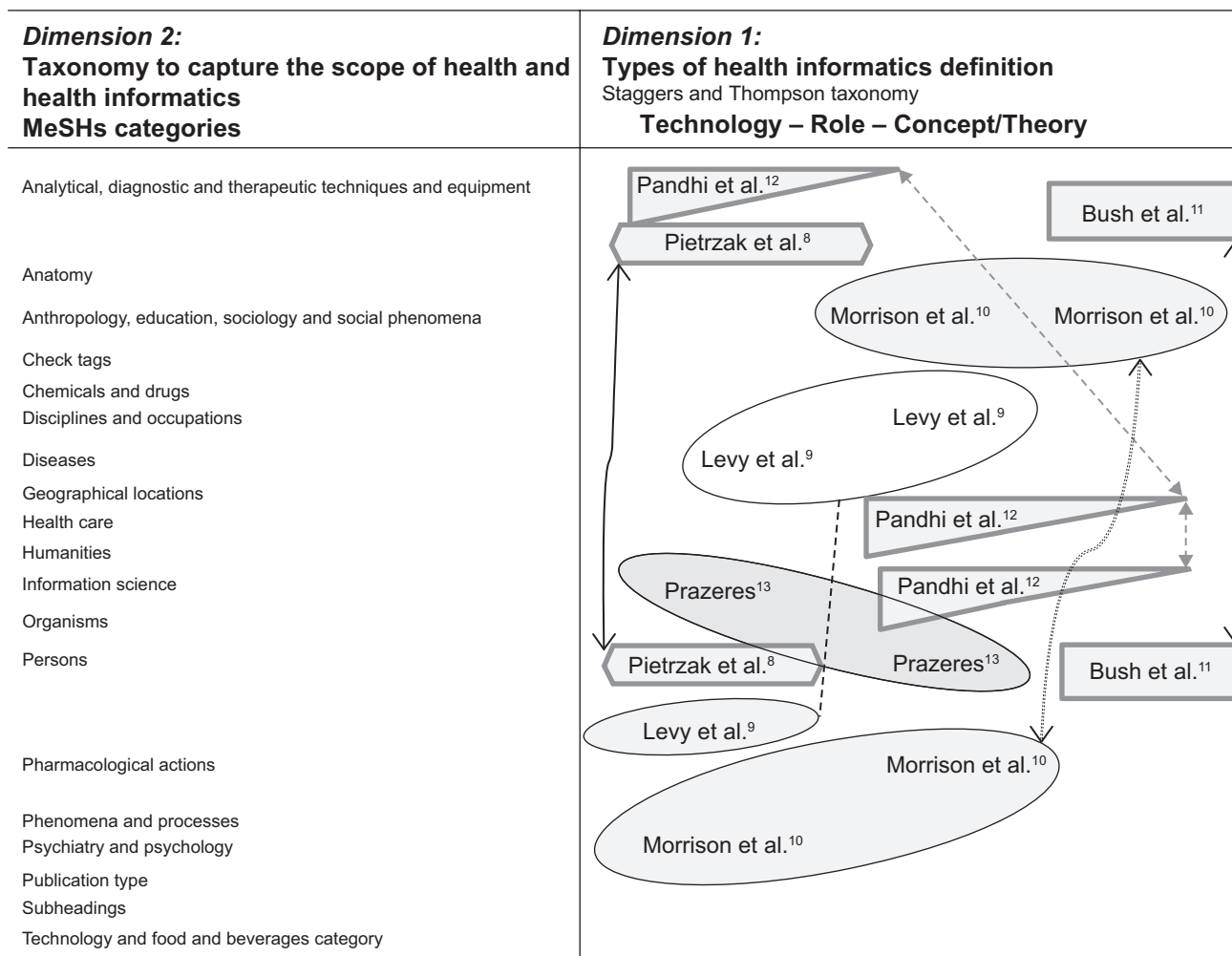


Figure 4 Mapping the predominant areas of the papers *in this issue* to the biaxial taxonomy for health informatics.
 Papers listed by first author, mapping based on Editors appraisal of key themes

SUMMARY

In *this issue* of *Informatics in Primary Care*, we publish three papers that report how younger age appears to be associated with better uptake or use of IT. Using IT was harder for older people and established practitioners and easier for younger people with chronic disease and trainees.

- We report problems for older people, who struggled to use a technology to reduce falls,⁸ and also how there were greater challenges in using IT for experienced GPs compared with their trainees.¹³

- By way of contrast, there were fewer problems among younger people with continence problems who readily used Skype to help in their management;⁹ and similarly, GP trainees (who are generally younger than their trainers) did better with IT uptake.¹³

In this issue reminds us of the broad scope of our discipline but that within it are certain key themes. It is time to untangle the tangled taxonomies that limit how we communicate what is and isn't within the discipline of health informatics.

REFERENCES

1. Barrett D. et al., Unravelling the tangled taxonomies of health informatics. *Informatics in Primary Care* 2014;21(3):152–155. <http://dx.doi.org/10.14236/jhi.v21i3.78>.
2. Darwin C. The tree of life. Natural History Museum. URL: <http://www.nhm.ac.uk/nature-online/evolution/tree-of-life/darwin-tree/>
3. Cresswell K, Morrison Z, Crowe S, Robertson A and Sheikh A. Anything but engaged: user involvement in the context of a national electronic health record implementation. *Informatics in Primary Care* 2011;19(4):191–206.
4. Dixon BE, Zafar A and McGowan JJ. Development of a taxonomy for health information technology. *Studies in Health Technology and Informatics* 2007;129(Pt 1):616–20.
5. Sperzel WD, Broverman CA, Kapusnik-Uner JE and Schlesinger JM. The need for a concept-based medication vocabulary as an enabling infrastructure in health informatics. *Proceedings of the AMIA Symposium* 1998:865–9.
6. Boonstra A and Broekhuis M. Barriers to the acceptance of electronic medical records by physicians from systematic review to taxonomy and interventions. *BMC Health Services Research* 2010 Aug 6;10:231. doi: 10.1186/1472-6963-10-231. <http://dx.doi.org/10.1186/1472-6963-10-231>.
7. Stagers N and Thompson CR. The evolution of definitions for nursing informatics: a critical analysis and revised definition. *Journal of the American Medical Informatics Association* 2002;9:255–61. <http://dx.doi.org/10.1197/jamia.M0946>. PMID:PMC344585.
8. Pietrzak E, Cotea C and Pullman S. Does smart home technology prevent falls in community-dwelling older adults: a literature review. *Informatics in Primary Care* 2014;21(3):105–12. <http://dx.doi.org/10.14236/jhi.v21i3.64>.
9. Levy S, Henderson L and McAlpine C. Growing up with confidence: using telehealth to support continence self-care deficits amongst young people with complex needs. *Informatics in Primary Care* 2014;21(3):113–17. <http://dx.doi.org/10.14236/jhi.v21i3.58>.
10. Morrison Z, Fernando B, Kalra D, Cresswell K, Robertson A and Sheikh A. The collection and utilisation of patient ethnicity data in general practices and hospitals in the UK: a qualitative case study. *Informatics in Primary Care* 2014;21(3):118–31. <http://dx.doi.org/10.14236/jhi.v21i3.63>.
11. Bush RA, Vemulakonda VM, Corbett ST and Chiang GJ. Can we predict a national profile of non-attendance paediatric urology patients: a multi-institutional electronic health record study. *Informatics in Primary Care* 2014;21(3):132–38. <http://dx.doi.org/10.14236/jhi.v21i3.59>.
12. Pandhi et al. Approaches and challenges to optimising primary care teams' electronic health record usage. *Informatics in Primary Care* 2014;21(3):142–151. <http://dx.doi.org/10.14236/jhi.v21i3.57>.
13. Prazeres F. How do GPs versus GP trainees adapt to electronic health records? A Portuguese pilot study. *Informatics in Primary Care* 2014;21(3):139–41. <http://dx.doi.org/10.14236/jhi.v21i3.51>.